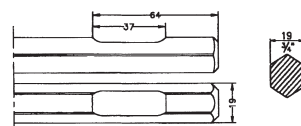



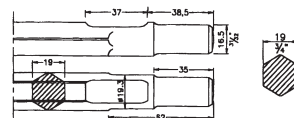
## BOSCH USB-10= 11.305 (HEXAGONAL 19 MM)



Pointe d'attaque	Code	Description	L <sub>T</sub> mm	Largeur mm	
	00412	Burin pointu hexagonal	400	-	10
	00422	Burin plat hexagonal	400	25	10
	00446	Burin bêche	300	50	10
	00436	Pelle Courte	450	60	5
	00430	Pelle	440	80	5

Applications : SPIT 400, CASALS TORNADO.

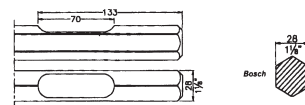
## BOSCH UBH 12/50



Pointe d'attaque	Code	Description	L <sub>T</sub> mm	Largeur mm	
	00512	Burin pointu hexagonal	400	-	10
	00522	Burin plat hexagonal	400	25	10
	00546 00547	Burin bêche	330 400	50 50	10
	00552	Burin creux rainures et cannelures	300	30	5
	00530	Pelle	440	80	5

Applications : BOSCHGBH7/45, 11.202, 11.203, 11.204, 11.206=UBH6/35D, 11.208=UBH/6/35, 11.209=UBH 12/50, 11.306=ED382PUSH6, MAKITA 8035 NB, 0810B, HR5000B, 3850B, HR3520B, HITACHI DH38Y, DH50SB, RYOBI ED382PS, ED350PK, ED382P.

## BOSCH 11.304= USH27



Pointe d'attaque	Code	Description	L <sub>T</sub> mm	Largeur mm	
	005711 005712	Burin pointu hexagonal	400 500	-	5
	005711E	Burin pointu hexagonal strié (Auto-affûtable)	400	-	5
	005721 005722	Burin plat hexagonal	400 500	36 36	5
	005731	Pelle longue	550	80	5

Applications : KANGO 2.500, MAKITA HM 1800.